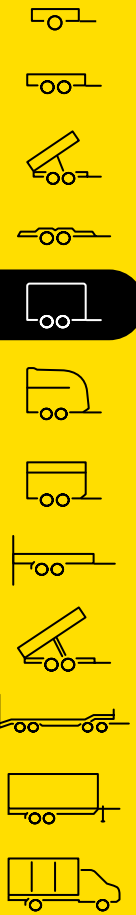


COMPLETE RANGE OF **Box trailers**



Plywood box trailer, sandwich box trailer, cool trailer, all-poly trailer, freezer box trailer, sales box trailer, lift platform trailer and site trailer



Experience it for yourself

Our rationale makes it easy for you to become a staunch follower of Humbaaur's high-quality products.



Follow HUMBAUR!

"Because HUMBAUR sets the tone"

PATRICK PAUL, SOUND TECHNICIAN

35 years of experience

We have been one of the leading manufacturers of car trailers for over 35 years. Over 1,000,000 trailers have left our premises since our company was founded. Nowadays, we produce around 52,000 units per year. And our wealth of experience is reflected in each of our trailers.

High quality

Robust and long-lasting — that's what a trailer needs to be. We use outstanding components and first-rate workmanship to achieve this goal. Before we deliver each trailer, we put it through its paces.

A wide range of transportation solutions

Our offering covers a very wide range of uses. Whether you are looking for a trailer for private or commercial needs, we can provide you with the appropriate model. You can choose a maximum gross weight between 750 kg and 55 t.

Wide range of accessories

Do you have very specific demands on your trailer? Thanks to a number of matching accessories, you can add to the comprehensive standard equipment to meet your requirements accordingly.

Committed customer service

If your trailer weighs up to 3.5 t, your specialist dealer in your area will be happy to help. Owners of trailers weighing in excess of 5 t total weight are able to take advantage of our direct service. Whether you need a spare part or have a question about how to use your trailer – we, together with your local dealer, will be happy to help.

High-quality components

Quality is reflected in the detail—that's why Humbaaur only uses high-quality vehicle components produced by reputable manufacturers. We continuously share our experiences with our suppliers. This enables us to keep improving our products.

Table of contents

Box trailer model overview 4

Plywood trailers

Plywood – Material characteristics 8

Plywood single-axle box trailer 10

Plywood tandem box trailer 12

Sandwich trailers

Sandwich – Material characteristics 14

Sandwich single-axle trailer 16

Sandwich tandem box flatbed trailer 18

Sandwich tandem box wheels-in trailer 20

Cool trailers/Freezer box trailers

Single axle Cool Trailer Basic & Pro 22

Tandem box Cool Trailer Basic & Pro 22

Freezer box trailers 24

Special box trailers

Site trailer 26

Lift platform trailer 28

Lowerable box trailer 30

Poly-Alu single-axle box trailer 32

Poly-Alu tandem box trailer 34

Sales box trailer 36

Special vehicles 38

Our accessories 40

Strengthened by experience 44



Overview

Technical data



Plywood				
Single-axle box trailer	GVW* (kg)	Lc** (kg)	Load height (mm)	Internal dimensions (L×W×H) (mm)
HK 752513-15P	750	365	530	2510 x 1320 x 1520
HK 132513-15P	1300	890	535	2510 x 1320 x 1520
HK 152513-15P	1500	1085	565	2510 x 1320 x 1520
HK 133015-18P	1300	800	585	3040 x 1510 x 1800
HK 153015-18P	1500	1085	585	3040 x 1510 x 1800
Tandem box trailer				
Tandem box trailer	GVW* (kg)	Lc** (kg)	Load height (mm)	Internal dimensions (L × W × H) (mm)
HK 203015-18P	2000	1385	565	3040 x 1510 x 1800
HK 253015-18P	2500	1885	565	3040 x 1510 x 1800
HK 203015-20P	2000	1360	550	3040 x 1510 x 2000
HK 253015-20P	2500	1860	550	3040 x 1510 x 2000



Sandwich				
Tandem box flatbed	GVW* (kg)	Lc** (kg)	Load height (mm)	Internal dimensions (L × B × H) (mm)
HK 203218-20PF30	2000	1170	600	3185 x 1730 x 1885
HK 253218-20PF30	2500	1675	600	3185 x 1730 x 1885
HK 303218-20PF30	3000	2175	600	3185 x 1730 x 1885
HK 253718-20PF30	2500	1655	600	3685 x 1730 x 1885
HK 303718-20PF30	3000	2155	600	3685 x 1730 x 1885
HK 254218-20PF30	2500	1540	600	4185 x 1730 x 1885
HK 304218-20PF30	3000	2040	600	4185 x 1730 x 1885
HK 354218-20PF30	3500	2493	635	4185 x 1730 x 1885





Sandwich				
Tandem box wheels in	GVW* (kg)	Lc** (kg)	Load height (mm)	Internal dimensions (L x B x H) (mm)
HKN 203218-20PF30	2000	1180	645	3185 x 1730 x 1885
HK 253218-20PF30	2500	1680	785	3185 x 1730 x 1885
HKN 253218-20PF30	2500	1680	645	3185 x 1730 x 1885
HK 303218-20PF30	3000	2180	785	3185 x 1730 x 1885
HKN 303218-20PF30	3000	2190	645	3185 x 1730 x 1885
HK 353218-20PF30	3500	2605	770	3185 x 1730 x 1885
HKN 353218-20PF30	3500	2615	685	3185 x 1730 x 1885
HKN 203221-20PF30	2000	1130	645	3185 x 2030 x 1885
HK 253221-20PF30	2500	1620	785	3185 x 2030 x 1885
HKN 253221-20PF30	2500	1630	645	3185 x 2030 x 1885
HK 303221-20PF30	3000	2120	785	3185 x 2030 x 1885
HKN 303221-20PF30	3000	2130	645	3185 x 2030 x 1885
HK 353221-20PF30	3500	2550	770	3185 x 2030 x 1885
HKN 353221-20PF30	3500	2560	665	3185 x 2030 x 1885
HK 254218-20PF30	2500	1585	785	4185 x 1730 x 1885
HKN 254218-20PF30	2500	1595	645	4185 x 1730 x 1885
HK 304218-20PF30	3000	2085	785	4185 x 1730 x 1885
HKN 304218-20PF30	3000	2095	645	4185 x 1730 x 1885
HK 354218-20PF30	3500	2495	770	4185 x 1730 x 1885
HKN 354218-20PF30	3500	2510	650	4185 x 1730 x 1885
HK 254221-20PF30	2500	1465	785	4185 x 2030 x 1885
HKN 254221-20PF30	2500	1475	620	4185 x 2030 x 1885
HK 304221-20PF30	3000	1965	785	4185 x 2030 x 1885
HKN 304221-20PF30	3000	1975	645	4185 x 2030 x 1885

Sandwich				
Tandem box wheels in	GVW* (kg)	Lc** (kg)	Load height (mm)	Internal dimensions (L x B x H) (mm)
HK 354221-20PF30	3500	2380	770	4185 x 2030 x 1885
HKN 354221-20PF30	3500	2390	650	4185 x 2030 x 1885
HK 255221-20PF30	2500	1365	785	5185 x 2030 x 1885
HKN 255221-20PF30	2500	1375	645	5185 x 2030 x 1885
HK 305221-20PF30	3000	1865	785	5185 x 2030 x 1885
HKN 305221-20PF30	3000	1875	645	5185 x 2030 x 1885
HK 355221-20PF30	3500	2180	770	5185 x 2030 x 1885
HKN 355221-20PF30	3500	2190	650	5185 x 2030 x 1885
HK 255225-20PF30	2500	1125	785	5185 x 2430 x 1885
HKN 255225-20PF30	2500	1135	620	5185 x 2430 x 1885
HK 305225-20PF30	3000	1625	785	5185 x 2430 x 1885
HKN 305225-20PF30	3000	1635	630	5185 x 2430 x 1885
HK 355225-20PF30	3500	2050	770	5185 x 2430 x 1885
HKN 355225-20PF30	3500	2060	650	5185 x 2430 x 1885
HK 256221-20PF30	2500	1100	785	6185 x 2030 x 1885
HKN 256221-20PF30	2500	1110	610	6185 x 2030 x 1885
HK 306221-20PF30	3000	1600	785	6185 x 2030 x 1885
HKN 306221-20PF30	3000	1610	610	6185 x 2030 x 1885
HK 356221-20PF30	3500	2010	770	6185 x 2030 x 1885
HKN 356221-20PF30	3500	2020	650	6185 x 2030 x 1885
HK 256225-20PF30	2500	945	785	6185 x 2430 x 1885
HKN 256225-20PF30	2500	955	610	6185 x 2430 x 1885
HK 306225-20PF30	3000	1445	785	6185 x 2430 x 1885
HKN 306225-20PF30	3000	1455	610	6185 x 2430 x 1885
HK 356225-20PF30	3500	1870	770	6185 x 2430 x 1885

*Total permissible weight (kg) **Load capacity (kg)

All information is provided without guarantee. Subject to change without notice. Images may show optional equipment. Accessories are available as an option.

Overview

Technical data



Cool trailer

Single-axle box trailer BASIC	GVW* (kg)	Lc** (kg)	Load height (mm)	Internal dimensions (L x W x H) (mm)
HK 132614-18PF30	1300	765	535	2515 x 1330 x 1685
HK 152614-18PF30	1500	965	565	2515 x 1330 x 1685


Single-axle box trailer PROFIL	GVW* (kg)	Lc** (kg)	Load height (mm)	Internal dimensions (L x W x H) (mm)
HGK 132716-21PF60	1300	510	590	2630 x 1470 x 1970

Tandem box trailer BASIC	GVW* (kg)	Lc** (kg)	Load height (mm)	Internal dimensions (L x W x H) (mm)
HK 253218-20PF30	2500	1600	600	3185 x 1730 x 1885



Tandem box trailer PROFIL	GVW* (kg)	Lc** (kg)	Load height (mm)	Internal dimensions (L x W x H) (mm)
HGK 253218-21PF60 Deluxe	2500	1463	590	3130 x 1670 x 1965
HGK 303218-21PF60 Deluxe	3000	1993	600	3130 x 1670 x 1965
HGK 253718-21PF60 Deluxe	2500	1385	590	3630 x 1670 x 1970
HGK 303718-21PF60 Deluxe	3000	1885	600	3630 x 1670 x 1970
HGK 254218-21PF60 Deluxe	2500	1329	590	4130 x 1670 x 1970
HGK 304218-21PF60 Deluxe	3000	1829	590	4130 x 1670 x 1970
HGK 354218-21PF60 Deluxe	3500	2229	630	4130 x 1670 x 1970

Freezer	GVW* (kg)	Lc** (kg)	Load height (mm)	Internal dimensions (L x W x H) (mm)
TK 253218-24PF80	2500	1422	610	3080 x 1630 x 2225
TK 253718-24PF80	2500	1288	610	3580 x 1630 x 2225
TK 254218-24PF80	2500	1185	610	4080 x 1630 x 2225
TK 304218-24PF80	3000	1685	610	4080 x 1630 x 2225






Site trailer	GVW* (kg)	Lc** (kg)	Load height (mm)	Internal dimensions (L x W x H) (mm)
154222-24PF30	1500	493	620	4195 x 2130 x 2280
184222-24PF30	1800	780	665	4195 x 2130 x 2280
204222-24PF30	2000	927	620	4195 x 2130 x 2280
254222-24PF30	2500	1427	620	4195 x 2130 x 2280




Lift platform	GVW* (kg)	Lc** (kg)	Load height (mm)	Internal dimensions (L x W x H) (mm)
HK 354222 RZD	3500	2010	900	4180 x 2135 x 2085
HK 354222 V-D	3500	1950	900	4180 x 2135 x 2085



Lowerable trailer plywood	GVW* (kg)	Lc** (kg)	Load height (mm)	Internal dimensions (L x W x H) (mm)
HKT 752515-18P	750	211	420	2500 x 1565 x 1800
HKT 132515-18P	1350	805	420	2500 x 1565 x 1800
HKT 152515-18P	1500	955	420	2500 x 1565 x 1800
HKT 182515-18P	1800	1240	420	2500 x 1565 x 1800
HKT 133117-18P	1350	709	420	3100 x 1765 x 1800
HKT 153117-18P	1500	859	420	3100 x 1765 x 1800
HKT 183117-18P	1800	1139	420	3100 x 1765 x 1800



All-poly trailer	GVW* (kg)	Lc** (kg)	Load height (mm)	Internal dimensions (L x W x H) (mm)
HKPA 153217	1500	910	510	3280 x 1770 x 1800
HKPA 203217	2000	1340	510	3280 x 1770 x 1800
HKPA 263217	2600	1900	510	3280 x 1770 x 1800



Verkaufskoffer	GVW* (kg)	Lc** (kg)	Load height (mm)	Internal dimensions (L x W x H) (mm)
HVK 133222-24PF30	1300	407	550	3190 x 2130 x 2280
HVK 153222-24PF30	1500	607	550	3190 x 2130 x 2280
HVK 183222-24PF30	1800	895	550	3190 x 2130 x 2280
HVK 133722-24PF30	1300	321	550	3690 x 2130 x 2280
HVK 153722-24PF30	1500	521	550	3690 x 2130 x 2280
HVK 183722-24PF30	1800	825	550	3690 x 2130 x 2280
HVK 203722-24PF30	2000	965	550	3690 x 2130 x 2280
HVK 253722-24PF30	2500	1465	550	3690 x 2130 x 2280
HVK 184222-24PF30	1800	724	550	4190 x 2130 x 2280
HVK 204222-24PF30	2000	870	550	4190 x 2130 x 2280
HVK 254222-24PF30	2500	1370	550	4190 x 2130 x 2280

*Total permissible weight (kg) **Load capacity (kg)

All information is provided without guarantee. Subject to change without notice. Images may show optional equipment. Accessories are available as an option.

PLYWOOD


Features and benefits

The wood composite for any application – lightweight, high-strength and dimensionally stable

Plywood is a widely used wood composite, popular due to its **high strength and dimensional stability**.

Several **layers of birch are glued together** with their wood grain rotated at 90 degrees to one another, producing consistent directional properties within the material. The **expansion and shrinkage** that is typical of wood is **greatly reduced**, as is the tendency for the wood to split — because the pressure can be distributed more effectively across the layers.


The material we use also features an additional **plastic coating**, helping to make it both **durable and weather-resistant**. It is **fade-resistant and easy to clean**, which means that it is ideal for a host of different transportation requirements.



The structure: Multiple individual layers for high strength

The dried wood layers are glued on top of one another with their grain crosswise and then hot pressed.

We use **15 mm** material to construct our box trailers.



The benefits of plywood material

- Dimensional stability
- Uniform expansion when exposed to cold/heat
- Good impact resistance
- Weather-resistant coating

SINGLE-AXLE PLYWOOD BOX TRAILER

SMALL BUT MIGHTY! SUITABLE FOR ALL TRANSPORTATION NEEDS

Accessories (optional)

- Spare wheel and bracket
- Prop stands (x 2)
- Wheel shock absorbers (with and without 100 km/h confirmation)
- 7-pin to 13-pin adapter
- Additional lashing points (in pairs)
- Locking bar for slotted tie-rail
- Locking bar for barred tie-rail
- Side door at left or right, each fixed at the front
- Ramp wall instead of doors
- Side sales hatch

Additional accessories available on request

Accessories also apply to single-axle box trailer with wood/aluminium cover.

Model	Permissible gross weight in kg	Internal dimensions (LxWxH) in mm
HK 752513-15P	750	2510 x 1320 x 1520
HK 132513-15P	1300	2510 x 1320 x 1520
HK 152513-15P	1500	2510 x 1320 x 1520
HK 133015-18P	1300	3040 x 1510 x 1800

Please see the tables on pages 4–7 for additional data

STRONG CONSTRUCTION
For a long service life



Integrated tie-down system



Interior light, mounted



Plywood



Standard equipment

- 1 Hot-dip galvanised V drawbar
- 2 13-pin plug
- 3 Base plate, 15 mm thick
- 4 Side walls and roof made from laminated wood, 15 mm thick with UV-resistant plastic coating
- 5 Interior light, mounted
- 6 Single-wing doors with espagnolette lock for HK XX2513; double-hinge doors for HK XX3015; galvanised hinges and espagnolette lock
- 7 6 x lashing rings in frame profile, tensile force 400 kg per lashing ring (Dekra tested)
- 8 Humbaur multifunctional lighting with reversing light



PLYWOOD TANDEM BOX TRAILER

AN ALL-ROUNDER ON TWO AXLES

Accessories (optional)

- Spare wheel and bracket
- Reinforced jockey wheel
- Prop stands (x 2)
- Wheel shock absorbers (with and without 100 km/h confirmation)
- 7-pin to 13-pin adapter
- Additional lashing points (in pairs)
- Barred tie-rail for securing loads
- Locking bar for barred tie-rail
- Slotted tie-rail for securing loads
- Locking bar for slotted tie-rail
- Ramp wall with ramp edge and espagnolette lock
- Side doors with espagnolette lock
- Side sales hatch
- Side door, left or right

Additional accessories available on request




Model	Permissible gross weight in kg	Internal dimensions (LxWxH) in mm
HK 203015-18P	2000	3040 x 1510 x 1800
HK 253015-18P	2500	3040 x 1510 x 1800
HK 203015-20P	2000	3040 x 1510 x 2000
HK 253015-20P	2500	3040 x 1510 x 2000

Please see the tables on pages 4–7 for additional data



Integrated tie-down system



Interior light, mounted



Plywood



Standard equipment

- 1 Hot-dip galvanised V drawbar
- 2 13-pin plug
- 3 Base plate, 15 mm thick
- 4 Side walls and roof made from laminated wood, 15 mm thick with UV-resistant plastic coating
- 5 Interior light, mounted
- 6 Double-wing doors with galvanised espagnolette lock, hinges and espagnolette lock
- 7 6 x lashing rings in frame profile, tensile force 400 kg per lashing ring (Dekra tested)
- 8 Fully automatic jockey wheel
- 9 Humbaur multifunctional lighting with reversing lights



SANDWICH

Features and benefits

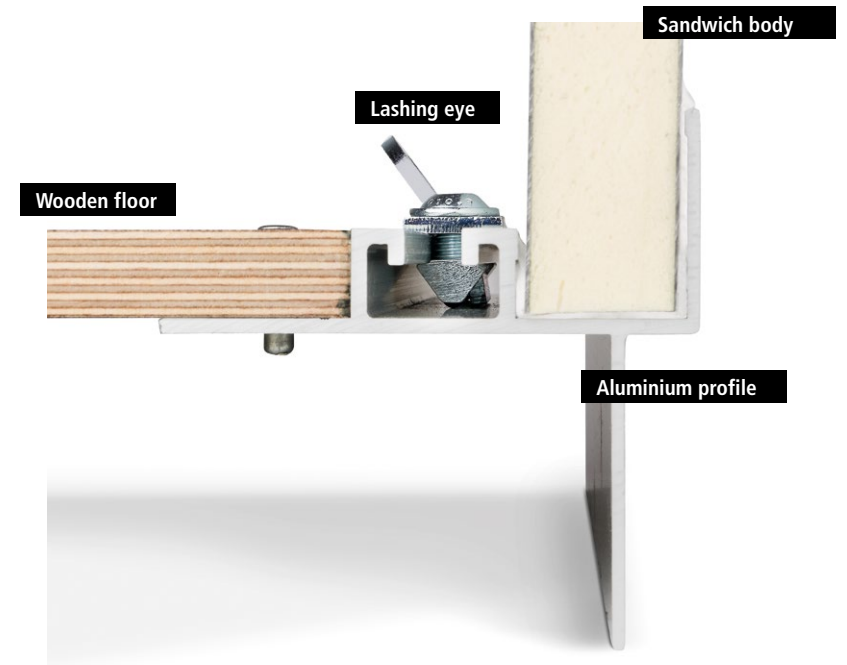


PurFerro sandwich panels – lightweight, robust and dimensionally stable

The PurFerro brand is known for its polyurethane foam core and steel outer layers. The combination of the outer layers and the rigid core makes the sandwich panels extremely stiff and means they are able to carry high loads. The core also delivers excellent thermal insulation.

The polyurethane foam core is 100% CFC-free. The two steel outer layers have a polyester coating, which makes for a smooth surface. This means that the material is easy to clean and can also be painted or fitted with decals.



The PurFerro material is manufactured by a Humbaar subsidiary company, allowing us to guarantee optimum quality at all times.



The construction – higher foam density for more stability

The composite is formed by packing the free space between the two outer layers with pressurised foam.

For our sandwich box trailers we use material that is either **30 mm, 60 mm or 80 mm thick**, depending on the specific requirements.



The benefits of sandwich construction

- Dimensional stability
- Age-resistant outer layer
- Vapour-tight
- Food-safe polyester coating (all HGK, HVK and TK models)

TANDEM SANDWICH BOX TRAILER

LOW LOAD HEIGHT — HIGH LOAD CAPACITY

Accessories (optional)

- Towing rings and ball head couplings, also height-adjustable
- Prop stands (x 2)
- Wheel shock absorbers (with and without 100 km/h confirmation)
- Spare wheel with replacement bracket
- Barred tie-rail for securing loads
- Locking bar for barred tie-rail
- Slotted tie-rail for securing loads
- Locking bar for slotted tie-rail
- Ramp wall with ramp edge and espagnolette lock

Additional accessories available on request

Model	Permissible gross weight in kg	Internal dimensions (LxWxH) in mm
HK 202716-20PF30	2000	2685 x 1530 x 1885
HK 252716-20PF30	2500	2685 x 1530 x 1885
HK 203218-20PF30	2000	3185 x 1730 x 1885
HK 253218-20PF30	2500	3185 x 1730 x 1885

Please see the tables on pages 4–7 for additional data





Standard equipment

- V drawbar, hot-dip galvanised
- 13-pin plug and reversing light
- Base plate, 18 mm thick
- Side walls made from 30-mm thick sandwich panel, steel outer layers, painted white
- Bottom tracks with adjustable lashing points, automatic jockey wheel
- Double-wing doors at the rear
- Espagnolette lock and hinges made from stainless steel
- LED interior lighting



Integrated tie-down system



Interior light, mounted



Sandwich



TANDEM SANDWICH BOX TRAILER

LOADING HEIGHT FROM JUST 620 MM — THE LOW-PROFILE TANDEM WHEELS-IN TRAILER

Accessories (optional)

- Spare wheel and bracket
- Towing rings and ball head couplings
- Reinforced jockey wheel
- Telescopic crank supports (2x)
- Spare wheel with replacement bracket
- Wheel shock absorbers (with and without 100 km/h confirmation)
- 7-pin to 13-pin adapter
- Barred tie-rail for securing loads
- Locking bar for barred tie-rail
- Slotted tie-rail for securing loads
- Locking bar for slotted tie-rail
- Ramp wall with ramp edge and espagnolette lock
- Fresh food refrigeration unit
- Adapter cable for refrigeration unit
- Side door at front
- Sales hatch at side or rear
- Floor insulation
- Side fan

Additional accessories available on request

Model	Permissible gross weight in kg	Internal dimensions (LxWxH) in mm
HK 203218-20PF30	2000	3185 x 1730 x 1885
HKN 203218-20PF30	2000	3185 x 1730 x 1885
HK 253218-20PF30	2500	3185 x 1730 x 1885
HKN 253218-20PF30	2500	3185 x 1730 x 1885

Please see the tables on pages 4–7 for additional data

BIG & BULKY GOODS
are easy to load





Sandwich

Standard equipment

- 1 Hot-dip galvanised V drawbar
- 2 13-pin plug and reversing light
- 3 Base plate, 18 mm thick
- 4 Side walls made from 30 mm thick sandwich panel, steel outer layers, painted white
- 5 Double-wing door at the rear
- 6 Stainless steel espagnolette lock and hinges
- 7 LED interior lighting
- 8 Bottom tracks with adjustable lashing points
- 9 Automatic jockey wheel




COOL TRAILER

BASIC & PRO

Model	Permissible gross weight in kg	Internal dimensions (LxWxH) in mm
BASIC single-axle box trailer		
HK 132614-18PF30	1300	2515 x 1330 x 1685
HK 152614-18PF30	1500	2515 x 1330 x 1685
PRO single-axle box trailer		
HGK 132716-21PF60	1300	2630 x 1470 x 1970
BASIC tandem box trailer		
HK 253218-20PF30	2500	3185 x 1730 x 1885
PRO tandem box trailer		
HGK 253218-21PF60	2500	3130 x 1670 x 1965
HGK 303218-21PF60	3000	3130 x 1670 x 1965
HGK 253718-21PF60	2500	3630 x 1670 x 1965
HGK 303718-21PF60	3000	3630 x 1670 x 1965
HGK 254218-21PF60	2500	4130 x 1670 x 1965
HGK 304218-21PF60	3000	4130 x 1670 x 1965
HGK 354218-21PF60	3500	4130 x 1670 x 1965

Accessories (optional)

- Height-adjustable drawbar
- Spare wheel and replacement bracket
- Wheel shock absorbers with and without 100 km/h confirmation
- 7-pin to 13-pin adapter
- Adapter cable, 2.5 m
- Adapter cable, 2.5 m, CEE socket with Schuko plug
- Barred tie-rail for securing loads
- Locking bar for barred tie-rail
- Slotted tie-rail for securing loads
- Locking bar for slotted tie-rail





Units

Refrigeration temperature adjustment range
+5°C to +10°C
 Max. operating temperature
40°C
 Power supply
230 V - 1~ N - 50 Hz
 Noise generation **60 dB**
 Refrigerant **R134a**

Model	1600N	2000N	2500N
Refrigeration capacity at 2°C	1600 W	2050 W	2500 W
Refrigeration capacity at 10°C	2000 W	2800 W	3300 W
Power consumption at 2°C	940 W	1500 W	1450 W
Power consumption at 10°C	1000 W	1560 W	1500 W
Air volume: evaporator	750 m³/h	750 m³/h	1100 m³/h

Standard equipment: BASIC

- 1 Hot-dip galvanised V drawbar
- 2 13-pin plug
- 3 Base plate, 18 mm thick
- 4 Side walls made from 30-mm thick sandwich panel, steel outer layers, painted white
- 5 Single-wing doors on single-axle trailer; double-wing on tandem-axle trailer
- 6 Espagnolette lock and hinges made from stainless steel
- 7 incl. GOVI refrigeration unit
- 8 Jockey wheel

Standard equipment: PRO

- 1 Hot-dip galvanised V drawbar
- 2 13-pin plug and reversing lights, interior light
- 3 Insulated base plate, 65 mm thick with anti-slip coating
- 4 Side walls made from 60-mm thick sandwich panel, steel outer layers, painted white
- 5 Double-wing refrigeration compartment doors, emergency opening from inside, lockable
- 6 Hinges made from stainless steel
- 7 Interior kick plate at sides and front, approx. 150 mm high and made from sheet aluminium
- 8 Refrigeration unit
- 9 4 telescopic crank supports, swivelling
- 10 Jockey wheel

FREEZER BOX TRAILER

COLD, COLDER, FROZEN!

Model	Permissible gross weight in kg	Internal dimensions (LxWxH) in mm
TK 253218-24PF80	2500	3080 x 1630 x 2225
TK 253718-24PF80	2500	3580 x 1630 x 2225
TK 254218-24PF80	2500	4080 x 1630 x 2225
TK 304218-24PF80	3000	4080 x 1630 x 2225


Please see the tables on pages 4–7 for additional data

Accessories (optional)

- 2 prop stands
- 2 telescopic crank supports
- Spare wheel and bracket
- Wheel shock absorbers with and without 100 km/h confirmation
- Side door in front of axle
- Interior light with switch
- Ceiling rail
- Meat hook
- 7-pin to 13-pin adapter
- Power generator on the drawbar
- Adapter cable, 2.5 m, CEE coupling box with Schuko plug
- Adapter cable, 2.5 m
- Barred tie-rail for securing loads
- Locking bar for barred tie-rail
- Slotted tie-rail for securing loads
- Locking bar for slotted tie-rail

Additional accessories available on request





Standard equipment

- 1 Hot-dip galvanised V drawbar
- 2 13-pin plug and reversing lights, interior light
- 3 Insulated base plate, 85 mm thick with anti-slip coating
- 4 Side walls made from 80-mm thick sandwich panel steel outer layers, painted white
- 5 Double-wing doors, 85 mm thick with refrigeration compartment closure, lockable
- 6 Hinges made from stainless steel
- 7 Interior kick plate at sides and front, 150 mm high and made from aluminium
- 8 Jockey wheel
- 9 Incl. refrigeration unit

Units

Refrigeration temperature adjustment range
-20°C to +10°C
 Max. operating temperature
40°C
 Power supply
230 V - 1~ N - 50 Hz
 Noise generation
60 dB
 Refrigerant
R452A

Model	2000P
Refrigeration capacity at -20°C	1500 W
Refrigeration capacity at 2°C	2050 W
Refrigeration capacity at 10°C	2800 W
Power consumption at -20°C	1000 W
Power consumption at 2°C	1200 W
Power consumption at 10°C	1250 W
Evaporator air volume	1100 m³/h

SITE TRAILER

Model	Permissible gross weight in kg	Internal dimensions (LxWxH) in mm
154222-24PF30	1500	4195 x 2130 x 2280
184222-24PF30	1800	4195 x 2130 x 2280
204222-24PF30	2000	4195 x 2130 x 2280
254222-24PF30	2500	4195 x 2130 x 2280

Please see the tables on pages 4-7 for additional data


THE IDEAL MOBILE HOME FOR ANY CONSTRUCTION SITE.

Accessories (optional)

- Sliding window in end wall with shutters
- Sliding window left/right in side wall
- Fixed seating group consisting of two storage benches and a table, approx. 1700 mm long
- Skylight
- Mains supply socket 230 V
- Distribution box
- Double socket (16 A)
- Fan heater

Additional accessories available on request





Standard equipment

- | | |
|--|--|
| 1 Hot-dip galvanised V drawbar | 5 Access door in centre of rear wall, lockable |
| 2 Bolted, hot-dip galvanised chassis frame | 6 4 construction site prop stands |
| 3 Side walls made from 30-mm thick sandwich panel, steel outer layers, painted white | 7 Galvanised, removable entry stairs |
| 4 Wooden floor, 18 mm thick | 8 Humba multifunctional lighting |

LIFT PLATFORM

LOAD EVEN HEAVY ITEMS WITH EASE

Accessories (optional)

- Spare wheel and replacement bracket
- Wheel shock absorbers (with and without 100 km/h confirmation)
- Barred tie-rail for securing loads
- Slotted tie-rail for securing loads
- Airline track for securing loads
- Drawbar support
- Gas-spring-operated tailgate at rear above lift platform
- Liftgate

Additional accessories available on request

Model	Permissible gross weight in kg	Internal dimensions (LxWxH) in mm
HK 354222 RZD	3500	4180 x 2135 x 2085
HK 354222 v-D	3500	4180 x 2135 x 2085

Please see the tables on pages 4–7 for additional data





Standard equipment

- 1 Frame, hot-dip galvanised
- 2 13-pin connector with 2-pin outlet for trickle charging
- 3 Base plate, 18 mm thick
- 4 Side walls made from 30-mm thick sandwich panel, steel outer layers, painted white
- 5 Double-wing doors at front with espagnolette lock and hinges made from stainless steel
- 6 LED interior lighting
- 7 Floor rails with adjustable lashing points
- 8 Heavy-duty jockey wheel, centre-mounted

LOWERABLE TRAILER

THE SMART BOX TRAILER THAT COMES TO YOU FOR LOADING

Accessories (optional)


- Spare wheel and replacement bracket
- Automatic jockey wheel
- Wheel shock absorbers (with and without 100 km/h confirmation)
- Motorcycle stand
- Toolbox mounted on drawbar
- Aluminium floor instead of wooden

Additional accessories available on request

Model	Permissible gross weight in kg	Internal dimensions (LxWxH) in mm
HKT 752515-18P	750	2500 x 1565 x 1800
HKT 132515-18P	1350	2500 x 1565 x 1800
HKT 152515-18P	1500	2500 x 1565 x 1800
HKT 182515-18P	1800	2500 x 1565 x 1800

Please see the tables on pages 4–7 for additional data





Standard equipment

- 1 Hot-dip galvanised V drawbar
- 2 Bolted, hot-dip galvanised chassis frame
- 3 Loading area can be lowered hydraulically using hand pump with mechanical safety lock on the swivel axis in driving mode
- 4 Wooden floor, 15 mm thick
- 5 Side walls and roof made from laminated wood 14 mm thick with glass-fibre-reinforced plastic coating
- 6 Interior light, mounted
- 7 Tailgate opens upwards
- 8 Access ramp inside
- 9 4x lashing rings in frame profile, tensile force 400 kg per lashing ring (Dekra tested)
- 10 Humbauro multifunctional lighting with reversing light
- 11 Jockey wheel

POLY-ALU HKPA SINGLE-AXLE BOX TRAILER

VERSATILE SINGLE-AXLE BOX TRAILER

Accessories (optional)

- Spare wheel and bracket
- Wheel shock absorbers (with and without 100 km/h confirmation)
- Barred tie-rail for securing loads
- Slotted tie-rail for securing loads
- Locking bar for securing loads
- Airline rail sunk into middle of floor for securing loads
- Wheel set with silver/black aluminium rims
- SteadyStand front wheel support
- Lashing straps
- Prop stands

Additional accessories available on request



Standard equipment

- 1 Hot-dip galvanised chassis frame side member
- 2 Aerodynamic polyester roof and front in metallic black
- 3 Constructed from double-walled, anodised aluminium profiles
- 4 Side doors at front right with three-point locking mechanism – can be blocked off
- 5 Interior lighting
- 6 13-pin plug and reversing light
- 7 Base plate 18 mm thick with airline rails left and right
- 8 6 lashing rings for airline rails on floor, length adjustable for securing loads
- 9 Aluminium ramp wall at rear with gas spring support, lockable
- 10 Fully automatic jockey wheel with manoeuvring handle
- 11 Prop stands left and right



Model	Permissible gross weight in kg	Internal dimensions (LxWxH) in mm
HKPA 153217	1500	3280 x 1770 x 1800

Please see the tables on pages 4–7 for additional data



POLY-ALU HKPA TANDEM BOX TRAILER

VERSATILE TANDEM BOX TRAILER

Accessories (optional)

- Spare wheel and bracket
- Wheel shock absorbers (with and without 100 km/h confirmation)
- Barred tie-rail for securing loads
- Slotted tie-rail for securing loads
- Locking bar for securing loads
- Airline rail sunk into middle of floor for securing loads
- Wheel set with silver/black aluminium rims
- SteadyStand front wheel support
- Lashing straps

Additional accessories available on request



Standard equipment

- 1 Hot-dip galvanised chassis frame side member
- 2 Aerodynamic polyester roof and front in metallic black
- 3 Constructed from double-walled, anodised aluminium profiles
- 4 Side doors at front right with three-point locking mechanism – can be blocked off
- 5 Interior lighting
- 6 13-pin plug and reversing light
- 7 Base plate 18 mm thick with airline rails left and right
- 8 6 lashing rings for airline rails on floor, length adjustable for securing loads
- 9 Aluminium ramp wall at rear with gas spring support, lockable
- 10 Fully automatic jockey wheel with manoeuvring handle



Model	Permissible gross weight in kg	Internal dimensions (LxWxH) in mm
HKPA 203217	2000	3280 x 1770 x 1800
HKPA 263217	2600	3280 x 1770 x 1800

Please see the tables on pages 4–7 for additional data



SALES BOX TRAILER

ONE-STOP SHOP!

Model	Permissible gross weight in kg	Internal dimensions (LxVxH) in mm
HVK 133222-24PF30	1350	3190 x 2130 x 2280
HVK 153222-24PF30	1500	3190 x 2130 x 2280
HVK 183222-24PF30	1800	3190 x 2130 x 2280
HVK 133722-24PF30	1300	3690 x 2130 x 2280

Please see the tables on pages 4-7 for additional data

Accessories (optional)

- Spare wheel and bracket
- Wheel shock absorbers with and without 100 km/h confirmation
- Additional sales hatch at the rear
- Roof vent
- Outer door for gas cylinder compartment (compartment not included)
- Gas cylinder compartment with outer door
- Double washbasin with floor cabinet incl. water installation
- Cover for washbasin floor cabinet
- Various sockets
- Double socket 10 A
- Distribution box (16 A and 10 A)
- Additional linear luminaire
- 7-pin to 13-pin adapter

Additional accessories available on request





Standard equipment

- 1 Hot-dip galvanised V drawbar
- 2 13-pin plug
- 3 Base plate, 18 mm thick with PVC floor covering
- 4 Side walls made from 30 mm thick sandwich panel, steel outer layers, painted white
- 5 Access door in centre of front wall; lockable; chequered aluminium panel step on the drawbar
- 6 Sales hatch with gas spring support on right when viewed in the direction of travel, lockable from the inside
- 7 4x scissor-type supports
- 8 Counter at the bottom, approx. 565 mm above base plate
- 9 Wheel housings integrated into structure
- 10 2x manoeuvring handles
- 11 Jockey wheel
- 12 Humbaur multifunctional lighting with reversing light



HINGE COVER
with rain guard

SPECIAL VEHICLES

A CUSTOMISED SOLUTION FOR ANY TRANSPORTATION TASK





We also offer tailor-made solutions to meet your individual needs, in both the transportation and sales sectors.



Our range of accessories

Body




Ramp wall instead of rear door



Roof vent



Gas cylinder compartment with outer door



Side vent (445 x 150 mm) for sandwich box trailers



Side door with espagnolette lock, from internal height 1500-2300 mm



Safety step



Base plate with chequered aluminium panel finish



Power generator on the drawbar



Sales hatch

Anti-theft device



Adapter cable, CEE socket to Schuko plug 2.5 m



7-pin to 13-pin adapter




Mains supply socket 230 V



Tailored to your requirements



CHASSIS



DIN lashing eye for height-adjustable drawbar



Long drawbar



Prop stands (x 2)




Ball head coupling for height-adjustable drawbar



Spare wheel bracket (loose)



Telescopic crank supports for box trailers (2x)



Height-adjustable drawbar (ball head coupling and DIN towing eye not included)



Wheel shock absorbers (mounted), with 100 km/h confirmation; wheel shock absorbers (loose) without 100 km/h confirmation



Spare wheel (on the front wall)

Our range of accessories

Securing loads



Tie rings, tensile force
0.2 t each (4x)



Meat hook



Additional lashing points
(in pairs)



Load safety rail
slot (stainless steel)




Tie rings, tensile force
0.4 t each (4x or 6x)



Folding rings (4x)



Slotted tie-rail
with locking bar



Ceiling rail



Barred tie-rail with
locking bar

Anti-theft device



Adapter cable, CEE socket
to Schuko plug 2.5 m



7-pin to 13-pin adapter




Tailored to your requirements


Interior equipment



Cover for floor cabinet, if no work surface has been fitted




Sales counter with storage; additional work counter



Shelf above sales hatch, inside, optionally with linear luminaire, 230 V



Bag shelf at sales hatch



Double washbasin with floor cabinet



Double socket (16 A)



Distribution box with RCD and fuse (16 A)



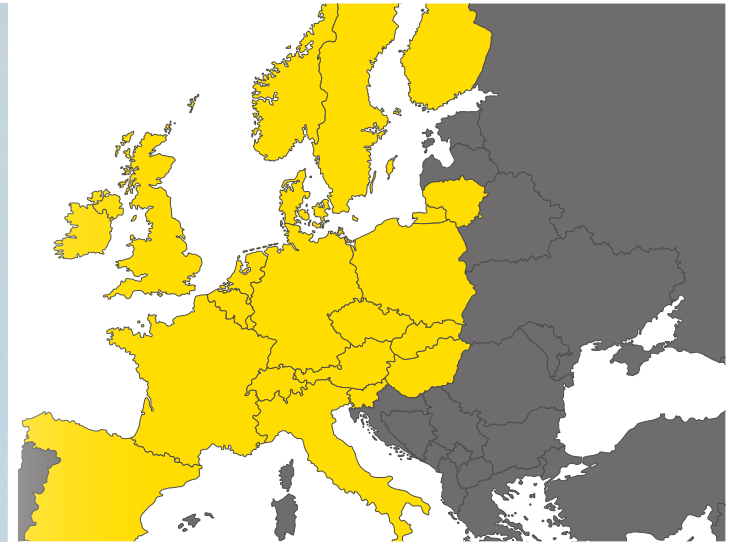
Strengthened by experience

Humbaur stands for innovation and customer-oriented solutions. This approach has enabled this owner-managed, medium-sized family business to become the **European market leader**. With around **420 different standard trailer models** ranging from 750 kg to 55 tonnes for commercial and private clients and 230 models of the FlexBox vehicle bodies, it has the perfect solution to every transport problem. For over 35 years, we have built a wealth of experience, together with our trading partners and customers that is reflected in each of our products – **in sophisticated functions and details, greater user-friendliness and a high level of driving comfort.**


Our trademarks include robust and low-maintenance vehicles with an extensive range of standard equipment and wide range of accessories, plus the ability to offer customised solutions. Our own manufacturing expertise—ranging from small metal parts to polyester roofs or sandwich panels—combined with quality components from renowned manufacturers, ensures **durable products which retain their value well.**



Ulrich Humbaur
Proprietor, Director/CEO




Together with our **partner network**, we provide comprehensive local support for all your transport problems. Together, we will find the right solution for your transport requirements and will take care of **servicing and repairs**. Our service includes reasonably priced repair options and the **long-term availability of spare parts**, so that you can enjoy and use your trailer or vehicle body for years to come.



Outstanding quality

We place great importance on the fact that our products operate even under **tough conditions** with no nasty surprises.

We construct our trailers in robust designs using suitable materials of the required strength. We simulate the hardest conceivable use for our trailers on various test tracks. We check the stability and durability of the chassis, frame and components at full load. This is how we ensure the **outstanding quality** of our trailers.



Our **quality management system** is certified according to **DIN EN ISO 9001:2015** and **KBA-ZM-A** and is regularly reviewed. We are also certified by numerous commercial vehicle manufacturers as a construction and reconstruction partner for the vehicle body segment. We can regularly document **our quality promise** through recurring checks and through our products themselves.

As a customer, you benefit from this twice:
While using and when reselling.





More information is available online at
[humbaur.com/en/dealersservice/downloads/](https://www.humbaur.com/en/dealersservice/downloads/)

Do you have any questions about this or another trailer from our range or would you like a personal consultation?
We look forward to hearing from you.

Contact us by phone on **+49 (0)821 24 929 - 0** or by email at info@humbaur.com

YOUR HUMBAUR CONTACT IN YOUR AREA

